

— — — — —  
GLEANERS

# IMPACT STATEMENT

Fiscal Year 2022



United with others, we optimize equitable access to nutritious food for people facing hunger and empower them to overcome the conditions causing their food insecurity.

# Hunger in our 21-County Service Area



**258,810**  
Food Insecure People



**89,250**  
Food Insecure Children

The expiration of pandemic-era public support to our neighbors in need contributed significantly to a dramatic and sustained increase in need.

**JANUARY 2022**

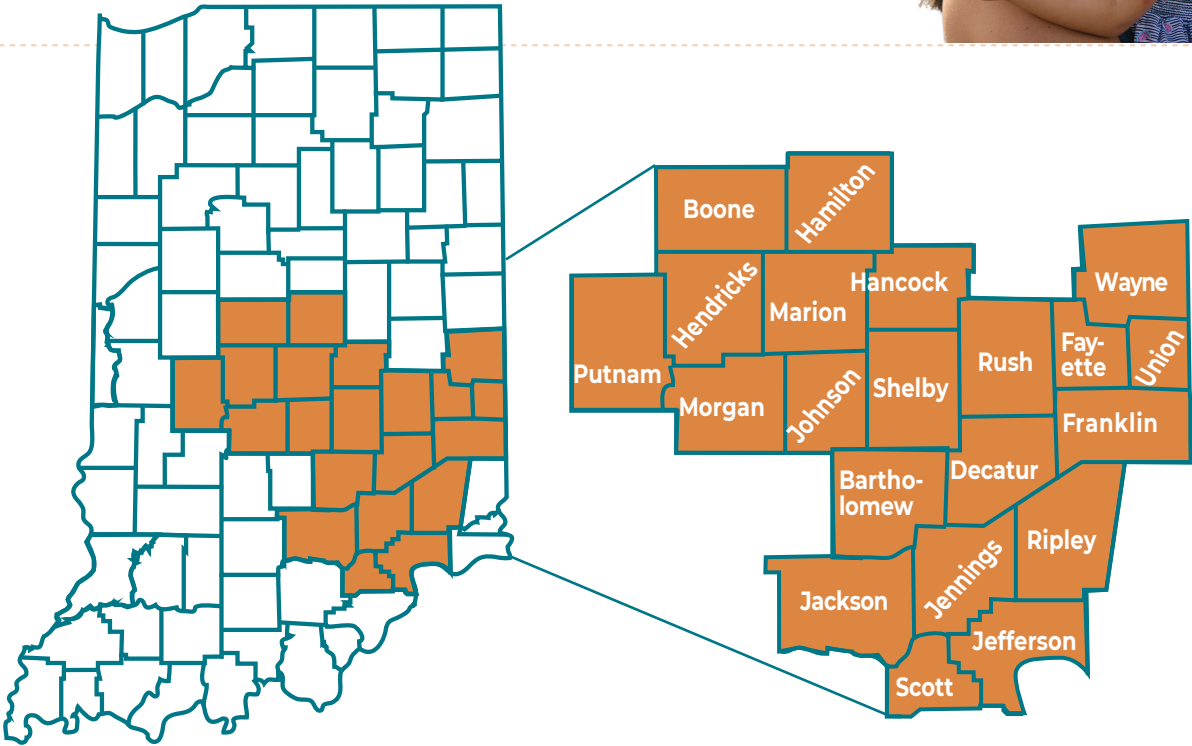
The last Advanced Child Tax Credit payment is distributed on December 15. Gleaners sees a **28% increase in food distributed** from the Community Cupboard in January.

**MAY 2022**

Indiana ends the COVID-19 state of emergency, resulting in the closure of programs such as expanded SNAP benefits and free school meal programs for all students. Gleaners sees a **52% increase in food distributions** across the entire network.



# Gleaners by the Numbers



## Our Service Area

21 central and southeastern Indiana counties spanning **over 7,797 miles.**



**281**  
Pantries



**63**  
School Based Pantries



**300,000**  
square feet  
Gleaners warehouse supporting our neighbors and those who serve them



**250,000**  
miles  
driven to pick up and deliver fresh foods and grocery items to neighbors and partners



**11,000**  
Volunteers



# Hunger Relief Impact

in fiscal year 2022



## 96,800,000 Meals

distributed throughout the Gleaners and Fresh Connect Central network, including:



Gleaners' on-site pantry, the largest in the state, distributed

**6,700,000 meals**



353 mobile pantries distributed

**4,800,000 meals**



Home Delivery Program distributed

**1,000,000 meals**

in Marion County

GLEANERS



curbside pickup program distributed

**337,000 meals**



**56,000,000**

pounds of produce distributed



**81%**

of food distributed consisted of produce, whole grains, lean proteins and low-fat dairy



**30,000**

Medically-tailored food boxes distributed to neighbors living with chronic health conditions



Assisted in submitting

**1,189**

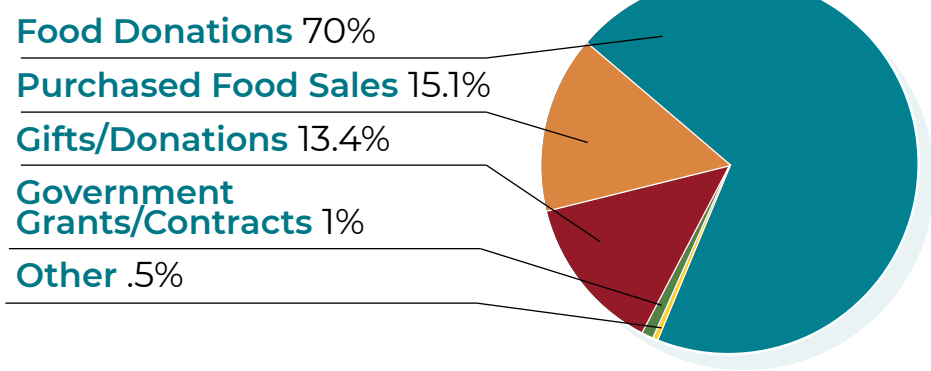
SNAP applications leading to

**670,339 meals**

## Our Financials

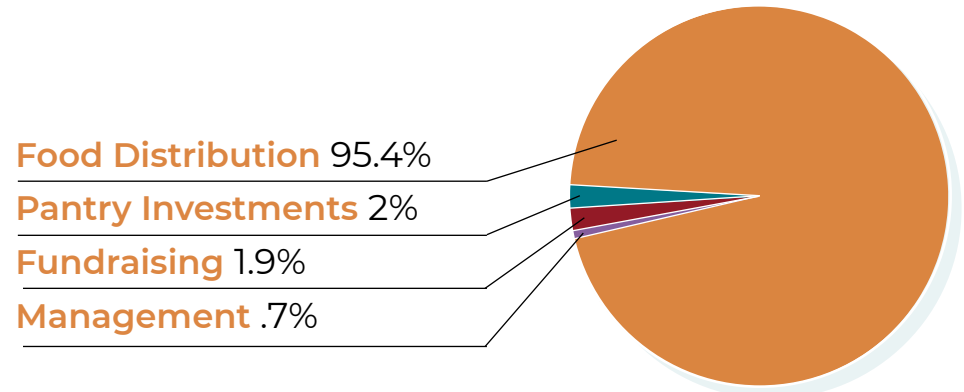
### Sources

\$184,435,690



### Uses

\$184,435,690



# Board of Directors

## Chairperson

**Chad Mayer**  
Director  
Supply Chain,  
Cummins, Inc.

## Vice Chairperson

**Paul Sinclair**  
Partner  
Ice Miller, LLP

## Secretary

**Karen Ann Lloyd**  
Executive Vice  
President/General  
Counsel, Community  
Health Network

## Treasurer

**Bud Graessle**  
Vice President  
Corporate Finance &  
Reporting, OneAmerica

## Board Members

**Jason Ashford**, RCR Technology Corporation

**Ashish Batra**, Corteva Agriscience

**Terri Bruksch**, Barnes & Thornburg, LLC

**Amy David**, Elevance Health

**Leo Dierckman**, Oppenheimer Investment Management

**Erin Drake**, Browning Investments

**Greg Fennig**, United Way of Central Indiana, retired

**Alan Goldsticker**, Lennar Homes, retired

**Christina Hage**, Managed Health Services

**Molly McCully Harmon**, Eli Lilly and Company

**Lisa Harris, M.D.**, Eskenazi Health

**John Hong**, Corteva Agriscience, retired

**Sabine Karner**, Citizens Energy Group

**Bryan Kittleson**, Kroger Central Division

**Brian McDade**, Simon Property Group

**Bob Postlethwait**, Eli Lilly and Company, retired

**Georgiana Reynal**, Ascension/St. Vincent

**Deon Rowie**, Reliable Staffing Inc.

**Mike Shrubas**, AES Indiana

**Bill Stanczykiewicz**, Ed.D., Lilly Family School of  
Philanthropy

**Julia Stolle**, CICOA

**Kelli Towles**, Pacers Sports & Entertainment

**Dave Urbanek**, Elanco

**Pete Withey**, Eli Lilly and Company, retired;  
Community Volunteer

—  —  
**G L E A N E R S**

MEMBER OF  
**FEEDING  
AMERICA**



**Gleaners Food Bank of Indiana, Inc.**

3737 Waldemere Avenue, Indianapolis, IN 46241

317-925-0191 | [www.gleaners.org](http://www.gleaners.org)

